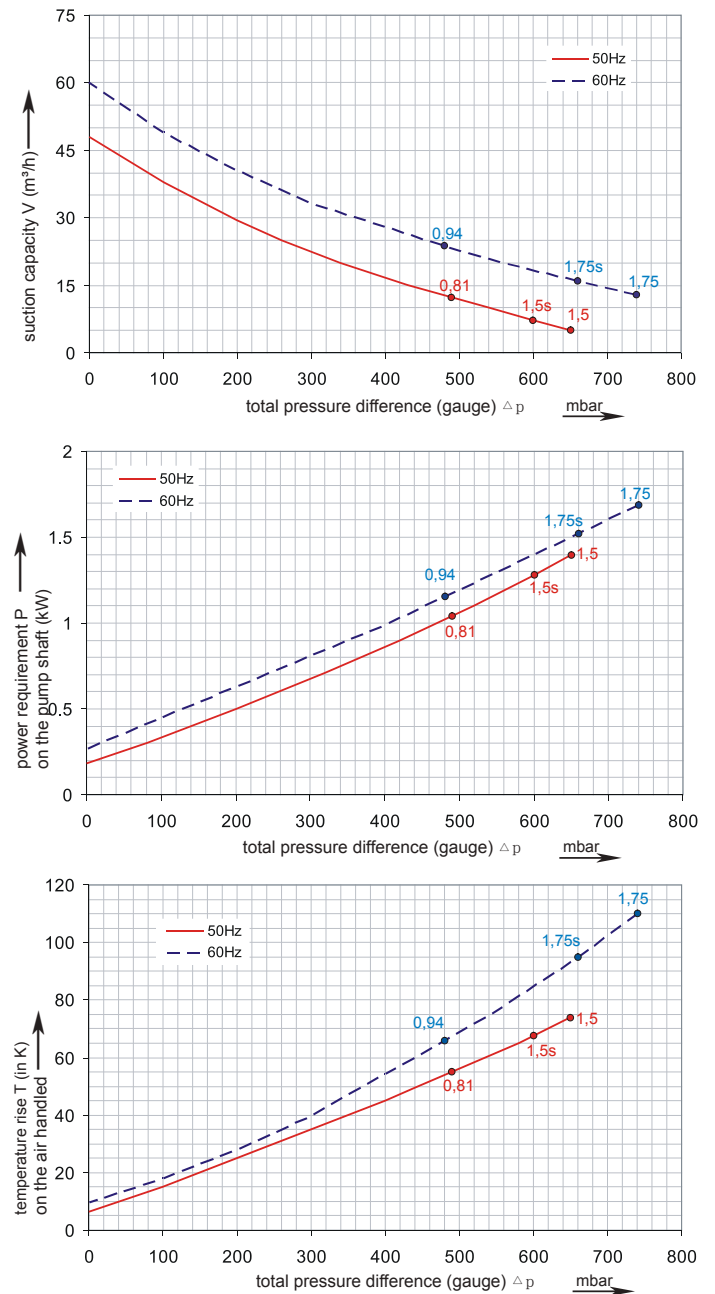
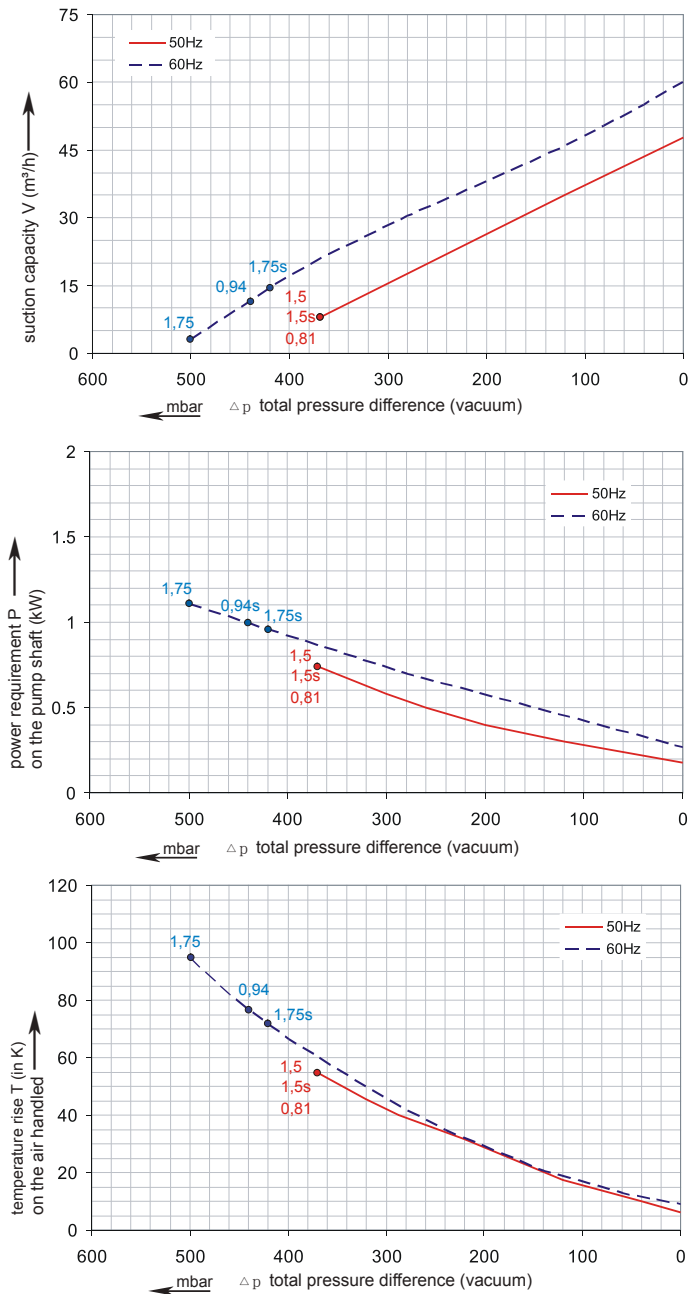


Performance Curve for Vacuum

Performance Curve for Pressure



The performance curves are based on air at a temperature of 15 °C and an atmospheric pressure of 1013 mbar with a tolerance of +/- 10 %. The total pressure differences are valid for suction and ambient temperatures up to 25 °C. For other conditions please contact us.

Each Proair Blower can be applied both as vacuum pump and compressor in continuous operation over the total stated performance curve range. The motors are available as standard for the input voltage range of 50 and 60 Hz and for protection category IP 55 as well as approved for UL and CSA.

Selection and ordering data

B2TD

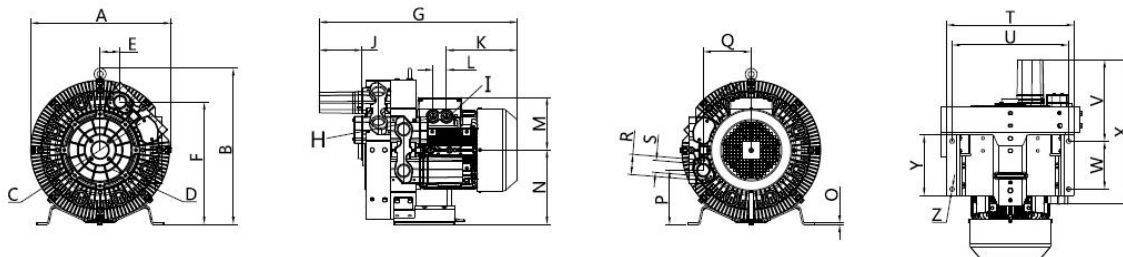
Order No.	Fre- quency	Rated power	Input voltage		Input current		Permissible total differential pressure ²⁾		Sound pressure level ³⁾	Weight ca.
			Hz	kW	V	A	Vacuum mbar	Compressor mbar		

3~ 50/60 Hz IP55 insulation material class F 1)

B2TD-226	50	0.81	200D ... 240D	345Y...415Y	4.0D	2.3Y	-370	490	58	24
	60	0.94	220D ... 275D	380Y...480Y	4.0D	2.3Y	-440	480	62	24
B2TD-256	50	1.5	200D ... 240D	345Y...415Y	7.5D	4.3Y	-370	650	58	28
	60	1.75	220D ... 275D	380Y...480Y	7.6D	4.4Y	-500	740	62	28

1~ 50/60 Hz IP55 with attached condenser for continuous operation

B2TD-575	50	1.5	115	230	19.4	9.7	-370	600	58	30
	60	1.75	115	230	20.6	10.3	-420	660	62	30



		A	B	C	D	E	F	G	H	I	J	K	L	M	N	O	P	Q	R	S	T	U	V	W	X	Y
B2TD-226	3~	313	359	153	M6X15	43	272	469	M16X1.5	M32X1.5	140	160	32	120	167	4	123	105	64	G1 _{1/4}	298	105	241	105	426	14
B2TD-256	3~	313	359	153	M6X15	43	272	525	M16X1.5	M32X1.5	140	191	32	128	167	4	123	105	64	G1 _{1/4}	298	105	241	105	426	14
B2TD-575	1~	313	359	153	M6X15	43	272	525	M16X1.5	M32X1.5	140	191	32	128	167	4	123	105	64	G1 _{1/4}	298	105	241	105	426	14



Other voltage ranges

		<input type="checkbox"/>	<input type="checkbox"/>
50Hz	60Hz	↑ ↑	
3~			
185...225 V D/320...390 V Y	200...240 V D/345...415 V Y	5 1	
200...240 V D/345...415 V Y	200...275 V D/380...480 V Y	5 6	
345...415 V D	380...480 V D	5 7	
500 V D	575VD	8 5	

Machines according to the ATEX norm 94/4 EG are available for the whole performance range.
Following types available: Category 3 G, 3/2 G, 3 D and 3/2 D.

Further voltage range on request; please quote in plain text.

All Proair Plowers achieve the standards and norms of the low voltage directive (LVD)2006/95/EC, rotating electrotechnical motor EN 60034-1-2004, electromagnetic Compatibility(EMC) EN55014-1/2, EN61000-2/-3/-4/-6.

- 1) For standard UL for ELECTRIC MOTOR UL 1004-1.
- 2) Relief-valve are available for limiting differential pressure.
- 3) Measuring-surface sound-pressure level acc. to DIN EN 21680, measured at a distance of 1 m. The pump is throttled to an average suction pressure, a hose is connected to the discharge side (compressor) / suction side (vacuum pump), but is not fitted with relief valves.

The motors are designed according to the DIN EN 60 034 / DIN IEC 34-1 and temperature class F.

For the three phase machines the tolerances are +/- 10 % for fixed voltage and +/- 5 % for voltage range.

The single phase machines are designed with a +/- 5 % tolerances. If only 90 % of the maxium allowed pressure will be used for the continuousoperating then the allowed voltage range add to +/- 10 %.

For all single and three phase machines which designed according to the UL and CSA norm (UL 1004-1) the maximum allowed voltage tolerances are - 10 % resp. + 6 %.

The frequency tolerance is maximum +/- 2 %.

Changes in particular the quoted performance curve, datas and weights without prior notice. The figures are without obligations.